

**62 Ways to Save Money
at the Gas Pump**

Table of Contents

Introduction.....	3
Regional Gas Price Averages.....	5
Using the Internet for Gas Info.....	9
Fuel Economy and CO ₂ Emissions.....	12
Tips for Buying Gas.....	15
Importance of a Well Tuned Vehicle.....	20
Tire Maintenance.....	25
Winter Driving.....	27
Commuting.....	32
Avoiding the A/C.....	36
Driving the Speed Limit.....	37
Anticipating Driving Conditions.....	39
Gas Saving Products.....	44
EPA Fuel Economy Ratings.....	47
Purchasing a Vehicle.....	50
Miscellaneous Driving Tips.....	52
Links for Information	53
Current State Average Gas Costs.....	55
Conclusion.....	60

Introduction

With the rising cost of gas prices...and no end in sight...everyone wants to save as much money at the gas pump as they possibly can. You may not be able to control the price of gas but you can change certain habits and follow some basic guidelines to help you save as much money as possible.

Rising gas and oil prices each year mean that the average driver, who travels approximately 15,000 miles each year in a car that gets about 20 miles to the gallon, will pay more at the end of the year for his gas costs.

Every time that the price of gas goes up at the fuel pump by 10 cents the cost of the average drivers gas consumption will rise by about \$75 over a year.

This e-book will give you some tips, guidelines, and basic advice for helping you keep reduce the amount of money that you spend each week filling up your vehicle.

This e-book will also provide you with basic gasoline and vehicle information as well as provide you with numerous tips and suggestions for saving money at the gas pumps as well driving more efficiently.

We'll cover subjects such as:

- Average gas prices
- Fuel economy
- Using the Internet to find cheap gas
- Where and how to buy your gas
- Where to find the lowest gas prices
- The importance of maintaining your vehicle
- Taking care of the tires on your vehicle
- Gas saving products
- The importance of EPA fuel economy ratings
- Tips on what to look for in your next car.
- Winter driving tips.
- Warm weather driving tips.
- Commuting encouragement.
- How to drive smarter.
- Current state average gas costs.
- Useful links to websites.

After you have finished reading this e-book you'll have all the tools and information that you need to start saving money today.

There will be some ideas that may not apply to you at this time but when you purchase your next vehicle, you will find that you have access to smart money saving tips for reducing the amount of money that you spend driving your vehicle.

The information in this e-book is current with gas prices and statistics today. Some of the information will vary for you personally depending on what type of vehicle that you are driving, as well as the age of your car.

If you are driving a newer vehicle you'll find that your car is already extremely fuel efficient. However you can still apply most of the gas saving tips found in this book to your own pocketbook.

1. Regional Gas Price Averages



- Pacific Coast = \$2.14

- Mountain West = \$1.92
- Southwest = \$1.81
- Southeast = \$1.87
- Great Lakes = \$1.85
- Midwest = \$1.81

Source: <http://www.fuelcostcalculator.com/>

2. Energy Technology and Fuel Economy

Only 15 percent of the fuel that you put into your car gets used and the rest of the energy is lost for many reasons. It is important to maintain your car and have an understanding of how your vehicle operates.

If this information is foreign to you, you may consider taking a basic mechanics course to gain some knowledge.

The more that you understand about the way that your vehicle runs, and what it takes to properly maintain it, the more success you will have when it comes to understanding what steps to take to start saving money.

If only 15 percent of the fuel that you pay for gets used that means that you need to be absolutely certain that the condition in which your car is running is as efficient as it can be.

In addition to a mechanics course you may be able to find fuel saving tips that are available through a small mini-course at your local college.

3. Shop around

You can try to shop around in your local area for the cheapest gas that you can find but you shouldn't go too far out of your way to try and get that best price unless you're already traveling in that direction anyway.

Once you start driving around looking for the gas pump that can beat the one in your neighborhood you start to increase the amount of money that you spend on your driving expenses.

Since your goal is to save money you would be defeating the purpose by driving around for too long. Studies done by the AAA indicate that it will cost you approximately 51.7 cents per mile to drive your car this year.

Keep in mind that the IRS will only allow a deduction of 36 cents per mile so driving too far to get the cheapest gas isn't always cost efficient.

While you are driving to a location that you would normally be going anyway you can of course keep your eyes open for the cheapest gas.

4. Multitask your shopping expeditions

If you know of a certain gas station that consistently sells lower priced gas and it's out of your way you might want to consider making a weekly or bi-weekly journey to this destination.

This way you can take a day to get gas, buy your groceries, and take a walk in the park within a different area of the city where you live. In effect, what you are doing is multitasking and saving money on your fuel costs at the same time.

5. Paying for your gas the smart way

One of the ways that you can save money at the gas pump is by using a gasoline credit card. When you have a gas card you'll be able to get 5 or 10 percent rebate back on the purchase of your gas.

This can amount to as much as \$75 to \$300 each year. If you have multiple drivers in your family you'll want to make sure that every car driving person carries a gasoline credit card with them so that you can take advantage of multiple gas sales.

Many gasoline companies are joining up with other retailers to give you numerous savings at the gas pump.

You'll be able to not only save on your gas purchase, but you'll be able to earn points towards your next purchase with participating retailers.

6. Buy your gas in the morning or evening

Gasoline becomes denser in colder temperatures. Gas pumps are set to measure the volume of the fuel that you pump and not the density.

This means that if you fill up your gas tank in the cooler morning temperatures, or in the colder evening hours, that you'll be getting better gas price economy. Try to fill up your gas tank later in the evening to avoid the rush of day hours.

7. Use the Internet

Using the Internet to find the lowest gas prices is a great way to have all the information that you need before getting into your car to fuel up.

There are several sites on the Internet that will help you find the cheapest gas in your area.

One of these sites is GasBuddy. GasBuddy has all the information for both the United States and Canada to help you find the lowest gas price on the day that you are filling up your gas tank.

GasBuddy has over 170 websites that it uses to get you the recent best prices.

The price of gas is always changing so having the latest information is going to save you money over a period of time.

There are times that the price of gas will vary by up to 20 percent within a short radius so it's important to you to stay current with the lowest price of gas.

The information provided by GasBuddy is quite comprehensive. For example, after indicating that you live in the Washington state area you are directed to sites for Seattle, Tacoma, and Spokane.

Choosing Seattle gives you the following information: (1) lowest price in the last 48 hours, (2) gas station name and address, and (3) time the last price was posted.

When you use GasBuddy you'll be able to save that much more each time you buy gas for your vehicle.

www.GasBuddy.com/

8. Multi-purchases

There are many other ways that you can use the Internet to help you save money at the gas pumps. Check out coupons in your local area that offer money off certain items, like convenience food.

If you purchase your gas at a service pump that has a convenience store attached then you can use your money-saving coupons for convenience purchases.

Although you are not saving money on your actual gas purchase, just by combining your convenience purchase with your fuel purchase you will find some money saving benefit at shopping and fueling up at a certain gas station.

9. Keep a fuel log

Invest in a small notebook and pen for your car and write down all your gas purchases and mileage that you travel.

Start to develop the habit of knowing exactly how much that you are spending in fuel costs.

You can also use your fuel log to keep track of the best places to buy your gasoline. You want to see a pattern develop so that you can track your gas spending habits and then make changes if needed.

If you are buying a used vehicle privately, or from a dealer, find out if there is an owner's manual so that you can find out how to take care of your vehicle.

If you're lucky, there may be fuel log of some kind from the previous car owner.

10. Fuel economy and Co₂ emissions

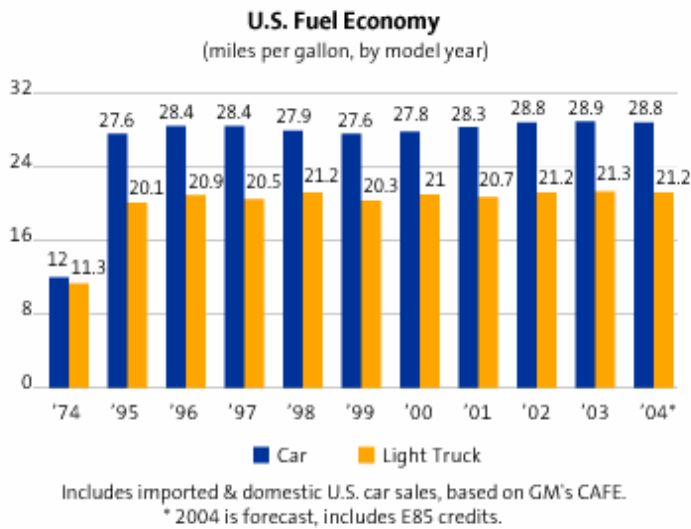
The average fuel economy of new cars and trucks in the United States and Canada has increased by over 130 percent for cars and 75 percent for trucks.

This means a great savings to you at the gas pump since you are driving a much more efficient vehicle that you were several years ago.

This doesn't mean that you can ignore the cost saving tips in this e-book.

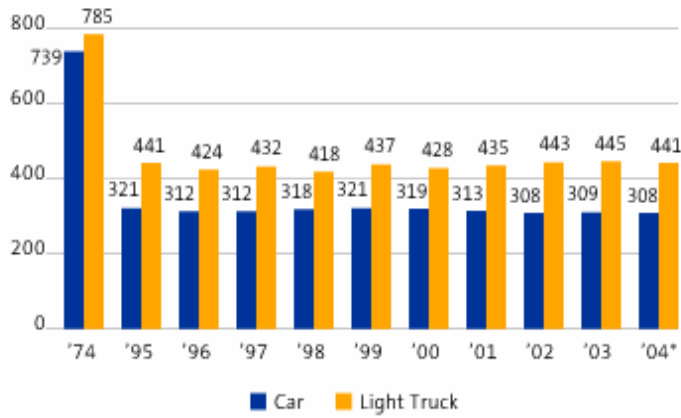
What it does mean is that you can achieve even greater savings!

The following charts support the efficiency of vehicles today:



U.S. Average CO₂ Emissions per Mile

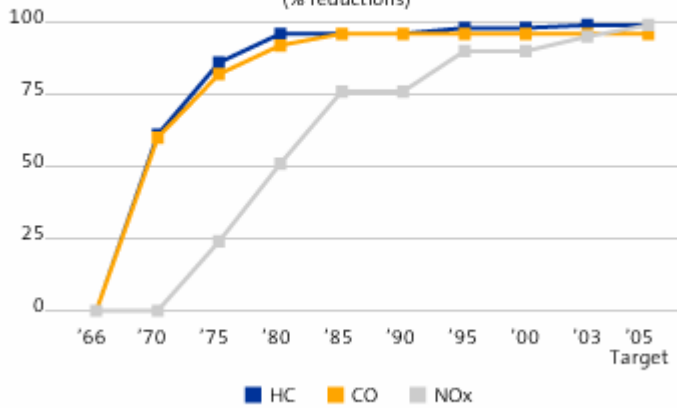
(grams CO₂ per mile, by model year)



Includes imported & domestic U.S. car sales.
 CO₂ emissions based on 8,865 grams of CO₂ per gallon of gasoline.
 * 2004 is forecast.

U.S. Tailpipe Emissions for Light Duty Vehicles

(% reductions)



Source: www.gm.com/company/gmability/sustainability/reports/04/400_products/473_eff_per.html

11. Keep an eye on your gas consumption

The more aware you are of the amount of fuel that you use the more you can do to try to reduce your gas costs.

If you notice that your gas efficiency is decreasing it could be an indicating factor that your car needs servicing.

Make weekly comparisons with your fuel log that you keep in you car to see how much your gas consumption is going up and your mileage per gallon is going down.

If you are finding that you are constantly seeing less and less performance from your car and spending more for gas at the fuel pump then you'll know that you need to take action so that you can start seeing a savings in your gas economy rather than a constant deficit.

12. Buy gas from a busy station

Try to buy your gas from a gas station that is consistently busy and therefore has its underground tanks filled on a regular basis.

Gas stations that are slow will have gas that has been sitting in underground tanks for longer periods of time, leading to gas contamination.

This contamination can mean that the gas you are purchasing is less powerful than fresh gas and will decrease your fuel economy.

Try to time your visits to busier gas stations at those busy times but make sure that you're not in a rush to get anywhere.

If you're late for an appointment you may find yourself giving up in frustration if you have to wait to purchase your gas and then find yourself moving over to a gas station that has a higher gas cost for the day.

13. Turn the nozzle

When you have finished filling up your gas tank try turning the nozzle of the hose a full 180 degrees.

This will drain a bit more gas into your tank; in some cases up to an entire half cup that would otherwise be a bonus to the next gas customer.

Once you get into the habit of turning the hose you'll find yourself doing it without thinking. That extra half cup that you get each time that you fill

your gas tank can add up to a lot of extra gas at the end of the year that you never have known about.

14. High octane gas

For most cars these days, buying higher octane gas is a waste of your money. Regular unleaded has approximately 87 octane already and is fine for your vehicle.

By avoiding buying high octane gas you'll be saving a large amount of money over a period of time.

High octane gas is always more expensive at the gas pumps so the next time that you feel guilty for filling up your SUV with regular gas you can be assured that no harm will come to your vehicle.

Octane is simply a measurement of how difficult it is to ignite the gas in your car and has nothing to do with the quality of the gas. If you are experiencing engine pings, rattles, or knocks you can switch to high octane gas.

However, you shouldn't be experiencing any of those knocks and rattles if you are keeping your vehicle maintained and making sure that you don't miss those scheduled maintenance checkups.

If you are driving a new model car you definitely shouldn't be hearing any pings or rattles and if you are you should take your vehicle to a mechanic.

15. Avoid topping off

Try to avoid "topping off" at the gas pumps. When you purchase just a bit of gas at the gas station the pump doesn't have enough time to really activate, resulting in short bursts of fuel that may short change you from the amount of gas that you are purchasing.

The best time to replenish your gas tank is when you have half a tank or less left in your vehicle, or when you find a gas price that you just can't afford to miss.

16. Avoid running your gas tank too close to empty

Try not to drive your car when the gas gauge is on empty.

You may think that you using very little gas when your car is on empty, but you are in fact using more gas because your vehicle is running less efficiently as it tries to accelerate and decelerate in a normal fashion.

Keep your gas level above the quarter tank mark if at all possible.

17. Avoid buying gasohol

You should never purchase gasohol for your car since it contains only two-thirds of the energy of gasoline.

This means that you would need to buy much more gasohol to go the same distance on a tank of gasoline.

Gasohol is a mixture of ethanol (alcohol made from grain) and gas, and is used by some farmers to help cut the amount of pollution in the air.

Even if you are traveling and it seems like the only fuel choice for miles is gasohol try to avoid buying this type of adapted fuel.

18. Avoid buying gas from a just replenished gas station

When a gas station has its underground tanks filled, the particles at the bottom of the tank are stirred up.

These particles can become mixed in with the gas that you are putting into your car, which can lead to efficiency problems. The particles can clog your fuel filter, causing your car to stall and start with some difficulty.

If the gas station that you have decided to stop at has the lowest gas price in your area you may want to think about taking the time to come back at a later time rather than stopping at the next gas station that is offering a higher price for gas.

19. Keep your car well tuned

One of the best things that you can do is to keep your vehicle as well tuned as you possibly can.

This means taking note of those regularly scheduled maintenance checkups that you so often ignore.

Studies indicate that a car with an engine that is poorly tuned will increase the amount of fuel consumption from 10 to 20 percent.

Information found at www.fueleconomy.gov/ shows that when you tune up a car that is due for a checkup or one that has emissions problems, you can increase the gas mileage by up to 4.1 percent.



Source: www.fueleconomy.gov/feg/maintain.shtml

Pay attention to the signals that your car is giving you. When the red message light on your dashboard lights up letting you know that it's time to "check your gauges" make sure that you have your car looked at as soon as you can.

If you are uncertain when the last time was that you had your car serviced you may be able to contact the mechanic that last did the work for you.

If they keep accurate records your mechanic will be able to give you a date for your last maintenance visit and help you schedule a new one at the same time.

20. Change the oil in your car

Change the oil in your car on a regular basis. When you keep the oil in your car clean you reduce the wear that is caused by friction in the moving parts of your car's engine.

Keeping track of your last oil change will save you money at the gas pump and increase your fuel consumption.

If you are reluctant or unable to change the oil in your car on your own make sure that you fuel up at a gas station that offers you full service.

This way you can ask the gas attendant to help you fill your car with gas as well as take a look under the hood of your car to change the oil.

21. The right grade of oil

Make sure that you are using the right grade of oil that is required by your car or truck. Oil grades are measured in viscosity, which determines how much the oil can resist flow. Grades of oil include:

- 0W (this is the thinnest) ("W" stands for winter)
- 5W to 25W
- 20 to 60 (60 is the thickest)

Check with the owner's manual that comes with your car for more information about the grade of oil that is required by your car.

Make sure that you use the right grade of oil to ensure that your car runs as smoothly as it should in all types of weather.

If you find that you are always running out of oil when you need it you can buy car oil in bulk at stores such as Costco so that you always have oil available for your vehicle.

If you can't change the oil in the car yourself ask a family or friend to give you a hand.

22. Replace the air filter in your car

Studies at FuelEconomy.com suggest replacing the air filter in your car on a regular basis. Replacing a clogged air filter can improve the mileage that you get with your car by up to 10 percent.

When you calculate that 10 percent into gasoline savings, you'll be saving up to 15 cents per gallon. You can ask your mechanic to replace the air filter in your car or you can do it yourself.

23. Replace the fuel filter in your car

Studies show that not only should you be replacing the air filter in your car on a regular basis, you should also be maintaining and regularly replacing the fuel filter.

The cleaner that your fuel filter is the more efficiently your vehicle is going to run, saving you more money in fuel costs.

You can replace the fuel filter yourself or have it replaced when your car is in for a regular maintenance checkup.

24. Check the alignment of your car

You should be paying attention to the alignment in your car. Improper alignment will cause a certain amount of engine drag, which will increase the amount of gas that you are using.

The better maintained that car is the better all around performance that you'll get. Talk to your mechanic about your next alignment servicing.

One of the ways that you can tell if your car is due for alignment is if there is a pulling on the steering wheel when you are driving.

If you are experiencing a type of pulling action it's important that you schedule an appointment to have an alignment done.

25. Rotate your tires

When you regularly rotate your tires and check them for uneven use and wear you will find that you are saving in both tires and gas costs.

After you have an alignment done on your car most mechanics will also rotate the tires. This doesn't by any means mean that you should wait until you need an alignment to get those tires rotated.

Check your tires regularly to see how they are doing on wear and tear.

If your tires are showing signs of balding you'll want to replace them immediately since the better your tires are the better fuel consumption you'll see.

26. Tire maintenance

Not only should you be maintaining the engine of your car, you should also be paying attention to the tires that you are driving on.

- Purchase a tire gauge and check your car's tire pressure every month. When you are driving around on tires that are under-inflated you can reduce the fuel efficiency of your car by up to 2 percent for each pound that the tires are under-inflated.
- Under-inflated tires wear out faster, which again contributes to higher gas consumption.
- Not only will you save on gas consumption when you maintain your tires, studies show that you will also save money on the maintenance of your vehicle by up to \$250 each year.
- The best time to check your tire pressure is when it's cool outside or in the morning after your car has been sitting for several hours without driving.
- Use appropriate tires for each season. When you put away your winter tires in the warm weather you'll be able to use them for at least two years.

RECOMMENDED			
	FRONT	REAR	SPARE TIRE
TIRE SIZE	P145/80R12		T105/80D13
COLD TIRE PRESSURE	32 PSI		60 PSI
AT MAX LOAD	220 KPA		420 KPA
VEHICLE CAPACITY			
MAX. LOAD (LBS)	688 (OCCUPANTS PLUS LUGGAGE)		
OCCUPANTS	FRONT 2	REAR 2	
SEE OWNER'S MANUAL FOR ADDITIONAL INFORMATION			

Source: www.fueleconomy.gov/feg/maintain.shtml

27. Keep a clean outer car

You can reduce the amount of drag on your car when you keep the exterior clean and waxed. This will add some gas savings into your pocket.

It may seem like a small thing to do, and you most likely won't notice any difference at all in your fuel consumption, but keep in mind that every little bit helps when it comes to reducing your gas costs and saving at the gas pumps when you fill your car.

Many times when you purchase your gas at a gas station that has a car wash you can receive money off coupons to use when you wash your car.

This is a great way to save money while keeping your car clean.

28. Service your vehicle before the winter

As the colder weather approaches you will want to make sure that your vehicle is in the best condition that it can be to deal with the colder weather.

If your car needs servicing and you decide to wait until the spring weather you will find that your fuel consumption goes up dramatically.

Keep in mind that you may be putting snow tires on your car, further adding to the decrease in fuel economy that you may experience during the months of winter.

If you are traveling greater distances during the winter months you may have to travel over roads that are experiencing winter conditions. Plan your trip accordingly by trying to travel when the roads are clear and there is no forecast of snow.

29. Remove snow tires

When it isn't winter and there is no snow on the ground you should replace your winter tires with summer tires or all season radials.

Big snow tires with deep treads use more gasoline than lighter tires. Many times people leave their snow tires on all year round so that they can avoid the hassle of taking their car to the mechanic.

The amount of savings that you can get out of changing your tires each season should inspire to make that appointment with your mechanic rather than weigh your car down all through the year, even when there is no evidence of snow.

Store your winter tires in a place where they are free from moisture and dry heat.

The better care you take of your winter tires the longer you can keep them, reducing the amount of money that you spend maintaining your tires and your car.

The same applies when you put your winter tires on your car and store your summer tires or all season radials. You will want to make sure that they are store correctly and are tightly covered.

Many people overlook the important of maintaining tires when it comes to saving at the gas pumps.

To maximize the most savings that you can achieve at the gas pumps you need to pay attention to all the details of maintaining and driving your vehicle.

30. Avoid rough roads

Driving on rough roads, such as those made of gravel or dirt, will reduce your fuel consumption by as much as 30 percent.

If there is an alternative route that you can take you should consider taking it if it isn't going to add too many miles onto your trip.

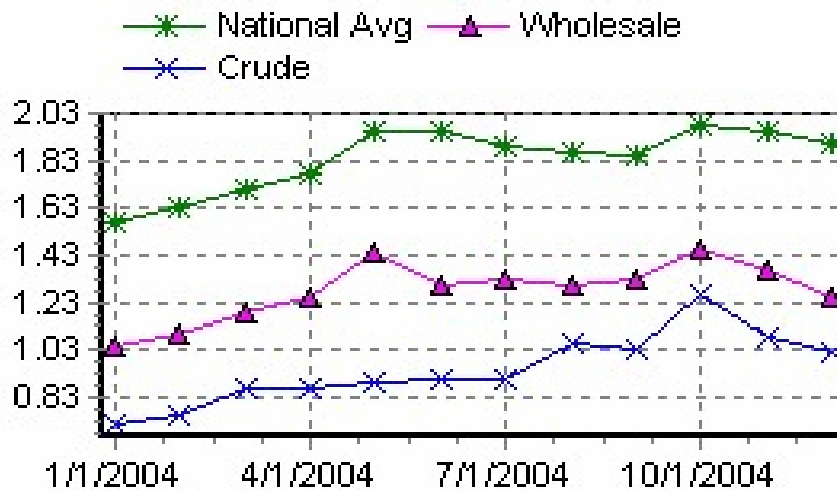
On a side note, if you are planning a camping trip and are driving a new model car or truck you may want to think about leaving your car at home and finding alternative travel arrangements.

The wear and tear to a vehicle that is being driven over rough gravel road can damage the underside of your vehicle, causing damage that you're not aware of for some time to come.

This damage, even if minimal, could be a factor towards increasing your gas costs and fuel inefficiency.

31. 12 Month Average for Regular Unleaded

Keep track of the cost of regular unleaded fuel for your records.



Source: www.fuelgaugereport.com/

32. Combine trips

Try to combine as many purposes into one trip as you can for the following reasons:

- You'll save time and money by combining the number of errands and stops that you make in one trip.
- When you make several smaller trips, especially in cold weather, you will use up to twice as much fuel than if you were taking a multipurpose trip.
- Cold starts for your car use up more gas and are harder on vehicle maintenance than driving for a longer period of time, keeping the engine of your car warm.

- Planning your trip makes your driving more efficient and you spend less time driving aimlessly from location to location.

33. Commuting

There are ways that you can get to work that will help you save on gas consumption for your car.

- When driving to work avoid the peak times for rush hours. This way you'll use up less fuel and you'll spend less of your precious time sitting around in heavy traffic.
- Try telecommuting from work if you're in a position to do so.
- If you are the owner of more than one vehicle you should try to drive the car that has the best gas mileage more often than the one with higher gas mileage. Save the vehicle with the lower gas mileage for those trips when you don't want your new vehicle damaged or don't want to put the miles on the odometer.
- Find out about ride-sharing programs and carpools that are available in your local area. By commuting to work with others you'll be cutting your monthly fuel costs by as much as half. You'll also be saving on the wear and tear of your car. Many large cities have what is known as the HOV lane (high occupancy vehicle) to encourage drivers to commute to work.



Source: www.fueleconomy.gov/feg/planning.shtml

- Use the public transit service if it's convenient for you and available where you live. You may be able to drive your vehicle to the bus depot and commute from there. Even though you're still driving your car part way to work you'll still notice a substantial savings when it comes to the cost of your commute to and from work.

34. Walk

You will definitely save on gas if you leave your car at home. Try walking to close destinations, or take your bike. Today's society seems to think that we need to drive everywhere that go.

If more people walked, rode their bikes, or took public transit there would be less pollution. As well, you personally will notice a difference in the amount of money that you spend each month on your gas costs.

35. Avoid fast getaways at the stoplight

Accelerate slowly when the light turns green. The faster that you accelerate the more gas that you are going to consume.

Make sure you start at the stoplight slow and steady so that you conserve as much fuel as possible while you are going from a stopped position into a driving mode.

It may be tempting for younger people to accelerate and race away from the stoplight. Don't fall into this trap and you can save up to 20 percent in fuel costs just by being a safe driver.

36. Avoid an idling vehicle

Try to avoid letting your car idle, even on those cold mornings when you try to heat up the car before driving to work.

Studies show that there is no need to let your car idle for more than 30 seconds even in cold weather and that idling will reduce your fuel consumption.

New cars are specifically designed for you to be able to start and drive away immediately without any idle time.

Make sure that you get up early enough to scrape the snow and ice off your car in the winter months. There is no need to start your car while you are cleaning off your windows.

Finish cleaning off your windows and then start your car when you are ready to leave.

37. Remove weight from your car

If you are not specifically hauling around some heavy material make sure that you remove it from your car.

This means not using your car as a storage box for unwanted items that you don't know where to put. The more weight that you carry in your car, other than passengers, the more fuel that you are going to consume as you drive.

38. Turn off your car

Studies show that it's more fuel efficient to turn off your car than it is to let it idle for much longer than about 45 seconds.

If you are in a long line up at the ferry, waiting for someone outside the store, or waiting for an accident up ahead to clear you can turn off your car engine and save yourself some money and fuel.

Plan your trips so that you can avoid those long idle moments that will waste your gas and add dollars onto the price of a gallon. It only takes a second to start your car again if you have turned it off while waiting in a traffic jam that doesn't seem to be moving.

39. Avoid using the air conditioner

When you first get into your hot vehicle try to drive with the windows open to let out the hot air and let in a fresh breeze.

If this fails to lower the temperature in your car you can put on the air conditioning. The air conditioner will work more efficiently and faster if you open up the windows first.

If you need to use the air conditioning in your car you should keep in mind that your fuel economy will be reduced by 10 to 20 percent.

One of the ways to use your air conditioner is to use it for minimal amounts of times. Keep the windows closed when you are using the air conditioning.

Once the car has reached a cooler temperature you can turn off the air conditioning but it is important to note that you should still keep the windows closed since opening them will only allow in the hot air once again.

40. Avoid sudden stops and turns

When you are driving your vehicle you should try to avoid braking suddenly or starting abruptly.

Studies indicate that when you brake gradually, start slowly, and avoid those sudden stops that you can increase your fuel consumption. Drive responsibly and with care to avoid these stops and starts.

41. Drive the speed limit

Make sure that you observe the speed limit. Your gas mileage will decrease rapidly when you travel at speeds over 60 mph.

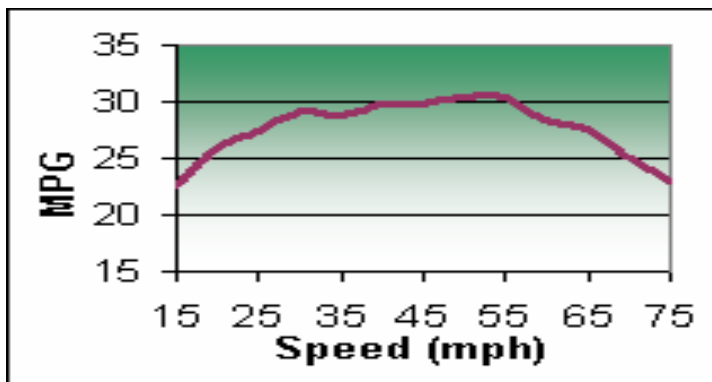
For every 5 mph that you drive over the 60 mph mark you are adding an extra 10 cents onto each gallon of gas that you purchase.



Source: www.fueleconomy.gov/feg/driveHabits.shtml

Keep in mind that you will be using at least 20 percent more gas when you are traveling at 70 mph than you would driving at 55 mph.

If there are other family members in your home that drive, particularly younger drivers, make sure that you keep them aware of the higher fuel costs that are associated with driving too fast and too much over the recommended speed limit that is posted.



Source: www.fueleconomy.gov/feg/driveHabits.shtml

42. Anticipate driving conditions

If at all possible try to anticipate the driving conditions that you will be taking on your route. If you know the traffic is heavy on a certain road try to take an alternate route.

This also applies to driving conditions that may cause you to tailgate or practice some other inefficient driving procedures.

The cleaner and smoother that your driving is the more fuel costs you will save. Take the time to plan your driving routes accordingly. You'll find that in the long run you're saving yourself frustration as well as money.

43. Avoid rush hour

If at all possible you should try to avoid driving during peak rush hours. When the traffic is crawling along you'll be wasting gas and creating wear and tear on your car.

If you are heading home on a Friday night and know that your commute home is going to be one long slow crawl you may want to consider staying close to where you work and running some errands in the meantime.

There is no need to start your commute home only to find that you are sitting in traffic with your car idling.

44. Accelerate before hills

If you are approaching a hill try to accelerate before you reach the hill. This will help you to use up less gas while you are climbing the hill in your car.

Remember to accelerate in a safe manner or you won't be able to use this gas saving tip. You in no way want to put your life, or the lives of others, in any danger.

45. Avoid fast driving in lower gears

If you drive at fast speeds using the wrong and often lower gears, you will reduce your fuel economy by as much as 40 percent.

If you are driving a standard vehicle make sure that you know how to properly operate the gears and know when to shift.

This is one of the common mistakes that many drivers make. By paying more attention to your driving techniques you will find that you can reduce some of your fuel costs.

46. Keep your foot off the brake

Try to avoid the habit of keeping your foot on the brake, even lightly, when you are driving. When you rest your foot on the brake you use more gas than you would otherwise and you also will wear out your brakes much sooner.

If you find that you are keeping your foot on the brake without being aware of it you can try sticking a reminder note to yourself on the dashboard of your car.

Start paying attention to your driving habits to see how important they are and to see how efficiently you drive.

47. Buy a smarter vehicle

Consider buying a hybrid vehicle to save on the cost of gasoline. You may find yourself on a waiting list waiting for the first available hybrid but the wait will be well worth it.

The Toyota Prius is one of the most sought vehicles of the year. In the coming years the hybrid will become more available and will be more affordable than it is at this point.

48. Travel Tips

One thing to keep in mind when you are traveling with a carrier or a roof rack is that you will be increasing your fuel cost by as much as 5 percent.

Try to reduce the amount of aerodynamic drag and improve your fuel consumption by placing as much as you can in the trunk of your car.



Source: www.fueleconomy.gov/feg/planning.shtml

Another thing to keep in mind is that when you are carrying heavy objects in your vehicle you reduce your fuel economy by as much as 1 to 2 percent.

If you are going to be doing some heavy hauling you might find it to your benefit to hire a truck or borrow one from a friend so that you can reduce the wear and tear on your car as well as keep down your fuel costs.

49. Tighten the gas cap

It may seem like a small thing to do, but tightening the gas cap on your car will prevent gas from evaporating and escaping into the air.

If you have a gas cap that doesn't fit tightly, or you've lost your gas cap, buy a new one to replace it.

Contact your mechanic or the car dealer of your make of vehicle to see if they have your particular gas cap in stock or if they can place an order for one to be shipped to you.

50. Cruise control

When you are driving on the highway you should be using cruise control whenever possible to maintain a steady pace.

This will help to increase your fuel consumption.

If you are driving a vehicle that currently has no cruise control it's easy to have installed by your mechanic.

Many newer vehicles come with cruise control as a feature and not as a luxury choice for just this reason: to save on fuel costs.

51. Use overdrive gears on the highway

When you are traveling on the highway try to use your overdrive gears. By using your overdrive gears you can improve the fuel consumption in your car during highway type driving.

The concept behind overdrive gears is that they decrease your engine speed, saving you on engine wear and gas consumption.

If you are uncertain about how to use your overdrive gears, ask a friend or put in a call to your mechanic for some advice.

52. Use gas saving products

Although the studies are still inconclusive you might want to consider using gas saving products to save you money at the gas pump. The following products have been tested by the Environmental Protection Agency (EPA):

Air Bleed Devices. These types of devices are designed to bleed air into the carburetor and are generally installed in your vehicle in the Positive Crankcase Ventilation line.

- Fuel Max
- Aquablast Wyman Valve Air Bleed
- Gas Saving Device
- Grancor Air Computer

Vapor Bleed Devices. These devices are related to the air bleed device but in this case induced air is forced through a container that contains a mixture of water and antifreeze. This device is usually installed in the engine compartment.

- Econo-Mist Vacuum Vapor Injection System
- Mark II Vapor Injection System
- Turbo Vapor Injection System
- Atomized Vapor Injector

Liquid Injection. These types of fuel saving products add liquid to the air and fuel intake system of your car instead of into the combustion chamber of your engine.

- Goodman Engine System-Model 1800
- Waag-Injection System

Ignition Devices. These devices are usually attached to the ignition system of your car. (Can be used as a parts replacement).

- BIAP Electronic Ignition Unit
- Special Formula Ignition Advance Springs
- Magna Flash Ignition Control System
- *Baur Condenser*

Fuel Line Devices. These devices are used as a cooler or a heater. The fuel is heated just before it is injected into the carburetor. When this type of a device isn't used the fuel is generally heated by the car's electrical system, the exhaust, or the engine coolant.

- Russell Fuelmiser
- FuelXpander
- Jacona Fuel System; Optimizer

The above gas saving products may or may not help you save in your gas consumption and cost but if you are seriously looking for a way to save money you may want to consider trying one or two of the products.

53. Use a fuel cost calculator

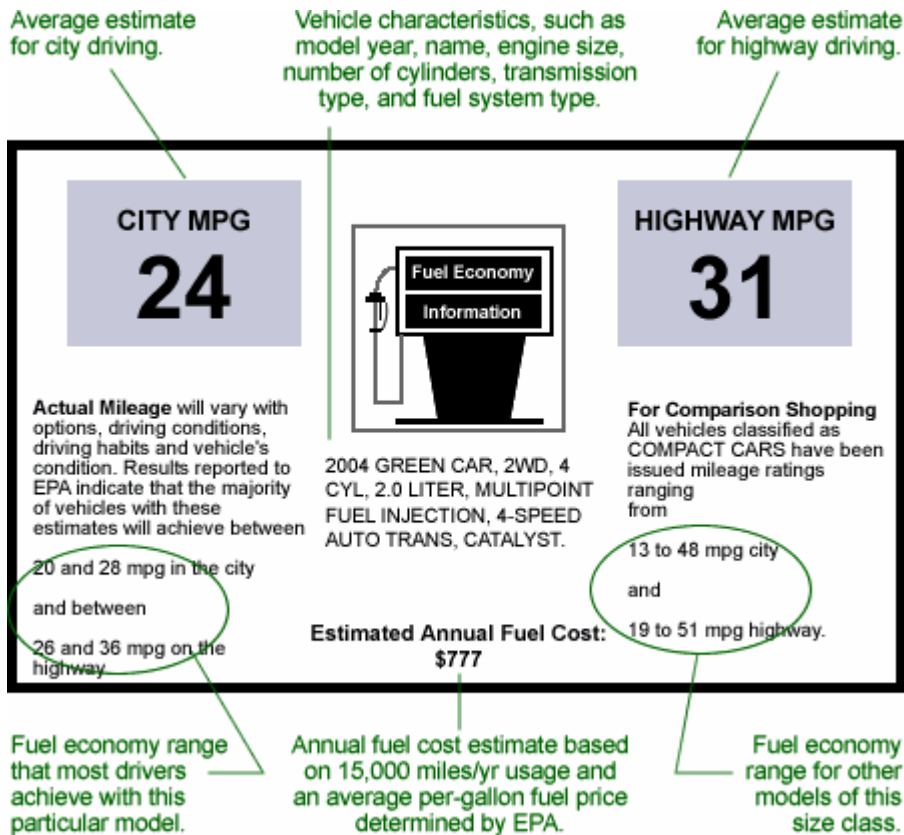
Using a fuel cost calculator will help you to estimate the specific fuel costs for your car. This will help you in determining how much gas you are using to fuel your vehicle each year

54. EPA Fuel Economy Ratings

Fuel economy ratings will help you to make an informed decision when it comes to buying your next car. This is a great way to save money at the pumps by being as informed as you possibly can about your next car purchase.

When you are looking around for your new car many car dealers will be offering you this type of information for a particular car that they want to sell.

Make sure that you make your own decision when it comes to determining what vehicle is best for you and your family.




55. Choose a fuel efficient vehicle

With the information provided to you by the EPA you can make a wise choice when it comes to buying your next car. There are many guides out there to help you with your decision.

Never make a rush decision when you are buying your car or truck. Take your time and make sure that you comparison shop to make sure that you are getting the best deal that you can.

Most of the newer cars that are being produced these days are highly fuel efficient so you can be assured that you will be making the right choice no matter what type of car that you buy.

It will all come down to what car is best for you and which one appeals to you the most. By using consumer guides you can see which cars are the most popular on the market today.



Source: www.fueleconomy.gov/feg/choosing.shtml

56. Purchasing a Vehicle

When you are purchasing a vehicle here are some things that you should keep in mind if you are thinking about fuel efficiency:

- Buy a smaller vehicle that will meet your needs in the city. If you want a larger vehicle, that you won't be using on a daily basis, you might want to think about leasing one.
- Consider putting yourself on the waiting list of the ever popular hybrid car. The amount of money that you'll save in fuel costs will pay off in a short amount of time.
- Choose fewer of the "power" options that you are offered when you buy your new car. These power options include air conditioning, power windows, and automatic transmission.
- Buy a two wheel drive if you have no real need for a four wheel drive vehicle.

57. Learn to drive efficiently

If it's been years since you learned to drive you may want to take a refresher course in driver's education so that you can drive more efficiently and wisely.

You may have some bad habits that you have picked up that could be causing you to drive your car in a way that increases the amount of gasoline use.

Many driving schools will offer special deals for refresher courses for just this reason....to help you become more efficient in your driving habits.

If you have a young person in your home that is learning to drive this is the perfect time for you to become familiar once again with clean and safe driving habits.

58. Tax deduction

The government will give you a payment if you are willing to become more environmentally friendly and want to conserve gas.

The owner of an IRS certified hybrid car is able to deduct \$2,000 in the year that the car was first purchased and used.

The cars that qualify under the current law are:

- Toyota Prius (model years 2001-2004)
- Honda Insight (model years 2000-2004)

- Honda Civic Hybrid (model years 2003 and 2004).

Take advantage of these tax deductions if you are buying a hybrid car or are planning to buy one in the future months.

59. Miscellaneous driving tips

- Use a sunshade to keep your car cool and avoid the use of the air conditioner.
- Park in the shade when it's warm.
- Make sure that your parking brake is fully released before you start driving.
- Use a block heater in winter to pre-warm your car engine.
- Don't ride the brake. Drive with a smooth, constant speed.
- Keep the transmission fluid in your car at the proper level.
- If there is smoke coming from your tailpipe make sure that you make an appointment with your mechanic.
- Make sure that your cooling system thermostat in your car is working properly.
- Avoid air conditioning leaks by constant checkups with your mechanic. Pre-1994 vehicles use CFCs for cooling.
- Immediately fix a slipping transmission.
- When you rev up your vehicle's engine it wastes gas. Avoid revving your engine before you turn it off.

- If you can't find a place to buy low priced gas on one day wait if you can until a few days later since the price of gas is constantly changing.
- Buy your gas at the wholesale clubs, like Costco. You can often save over 10 cents a gallon or more. If you don't like the wholesale clubs get a gas credit card. You'll get a 1% to 5% discount when you buy that brand of gas.

60. Links for useful information

These websites are a great place for you to find more information about how to save money at the gas pump:

- Advanced engine performance in new model cars.
www.gm.com/company/gmability/adv_tech/200_ice/fact_sheets.html
- Understanding fuel economy ratings.
www.autorepair.about.com/library/weekly/aa021251b.htm
- Hot new hybrid cars.
www.about.edmunds.com/advice/specialreports/articles/101677/article.html
- Determine how much in fuel and fuel costs a trip will cost you.
www.fuelcostcalculator.com/
- Information about octane gas.
www.autorepair.about.com/od/generalinfo/a/aa060504a.htm

- General information about your vehicle and gas consumption.
www.fueleconomy.gov/
- Save money on car expenses.
www.askmen.com/toys/cars/30_car_review.html
- Fuel consumption calculator.
www.oeenrcan.gc.ca/transportation/tools/fuel-trip-calculator/fuel-calculator-input.cfm?attr=8
- Gas tips for Canadians. www.gastips.com/
- Car tune-up information.
www.autoeducation.com/ask_the_mechanic/answer5.htm
- Another gas pricing site. www.gaspricewatch.com/usgas_index.asp

61. Types of vehicle fuels

Here is a listing of the types of alternate fuels that are available depending on what type of vehicle that you drive.

Researching these different fuel types might give you the incentive to drive a vehicle that uses a lower priced fuel so that you can save money on your transportation costs.

- Biodiesel
- Ethanol
- Battery-electric and hybrid vehicles
- Fuel cells and hydrogen
- Natural gas
- Propane

62. Current state average gas costs

Current gas prices at time of December 8th, 2004. You can purchase software that will give you a daily reading of what the price of gas is in the area in which you live.

Much emphasis has been placed on finding the lowest prices of gas in your local area.

When you pay attention to how much you are paying for your gasoline instead of just stopping at the first convenient gas station you can be assured that you are taking some control for saving money at the gas pump.

Keep a log of gas prices for a few weeks and you may find that you see a pattern emerging. Many gas stations raise the cost of gas on weekends when

people are traveling or when they are home with their families and making more trips on a per day basis.

If you see this pattern emerging in the cost of gas prices you will be able to take advantage of the lower prices that gas stations have during the week.

Make sure that you purchase your gas before the weekend so that you can avoid those high costs.

For current information of daily gas prices make sure that you check out the website: www.fuelgaugereport.com/sbsavg.asp

Prices are in US dollars per gallon.

STATE	REGULAR	MID	PREMIUM	DIESEL
Alaska	http://www.fuelgaugereport.com/AKavg.asp \$2.014	\$2.132	\$2.253	\$2.082
Alabama	\$1.854	\$1.982	\$2.041	\$2.057
Arkansas	http://www.fuelgaugereport.com/ARavg.asp \$1.824	\$1.925	\$2.047	\$2.039
Arizona	http://www.fuelgaugereport.com/AZavg.asp \$1.976	\$2.061	\$2.180	\$2.211

California	\$2.223	\$2.367	\$2.405	\$2.309
Colorado	\$1.899	\$2.031	\$2.122	\$2.159
Connecticut	\$1.999	\$2.170	\$2.227	\$2.323
District of Columbia	http://www.fuelgaugereport.com/DCavg.asp \$1.997	\$2.127	\$2.190	\$2.257
Delaware	http://www.fuelgaugereport.com/DEavg.asp \$1.886	\$2.003	\$2.092	\$2.143
Florida	http://www.fuelgaugereport.com/FLavg.asp \$1.975	\$2.140	\$2.179	\$2.211
Georgia	http://www.fuelgaugereport.com/GAavg.asp \$1.812	\$1.947	\$2.034	\$2.043
Hawaii	http://www.fuelgaugereport.com/HIavg.asp \$2.419	\$2.559	\$2.606	\$2.660
Iowa	http://www.fuelgaugereport.com/IAavg.asp \$1.808	\$1.903	\$1.994	\$2.065
Idaho	http://www.fuelgaugereport.com/IDavg.asp \$2.014	\$2.126	\$2.185	\$2.269
Illinois	http://www.fuelgaugereport.com/ILavg.asp \$1.907	\$2.052	\$2.116	\$2.219
Indiana	http://www.fuelgaugereport.com/INavg.asp \$1.797	\$1.933	\$1.988	\$2.087
Kansas	\$1.836	\$1.885	\$1.959	\$2.050
Kentucky	http://www.fuelgaugereport.com/KYavg.asp \$1.811	\$1.942	\$2.030	\$2.036

Louisiana	http://www.fuelgaugereport.com/LAavg.asp \$1.835	\$1.956	\$2.047	\$2.020
Massachusetts	http://www.fuelgaugereport.com/MAavg.asp \$1.947	\$2.093	\$2.173	\$2.240
Maryland	http://www.fuelgaugereport.com/MDavg.asp \$1.889	\$2.009	\$2.060	\$2.181
Maine	http://www.fuelgaugereport.com/MEavg.asp \$1.963	\$2.117	\$2.176	\$2.217
Michigan	http://www.fuelgaugereport.com/MIavg.asp \$1.858	\$1.968	\$2.047	\$2.115
Minnesota	http://www.fuelgaugereport.com/MNavg.asp \$1.820	\$1.893	\$1.942	\$2.082
Missouri	http://www.fuelgaugereport.com/MOavg.asp \$1.754	\$1.825	\$1.932	\$1.937
Mississippi	http://www.fuelgaugereport.com/MSavg.asp \$1.828	\$1.928	\$2.015	\$2.008
Montana	http://www.fuelgaugereport.com/MTavg.asp \$1.988	\$2.072	\$2.172	\$2.111
North Carolina	http://www.fuelgaugereport.com/NCavg.asp \$1.869	\$1.983	\$2.070	\$2.091
North Dakota	http://www.fuelgaugereport.com/NDavg.asp \$1.908	\$1.974	\$2.045	\$2.055
Nebraska	http://www.fuelgaugereport.com/NEavg.asp \$1.887	\$1.929	\$1.983	\$2.065
New Hampshire	http://www.fuelgaugereport.com/NHavg.asp \$1.923	\$2.082	\$2.157	\$2.208
New Jersey	http://www.fuelgaugereport.com/NJavg.asp \$1.875	\$2.011	\$2.087	\$2.123

New Mexico	http://www.fuelgaugereport.com/NMavg.asp \$1.892	\$2.016	\$2.103	\$2.120
Nevada	\$2.095	\$2.208	\$2.289	\$2.233
New York	http://www.fuelgaugereport.com/NYavg.asp \$2.095	2.241	\$2.289	\$2.354
Ohio	http://www.fuelgaugereport.com/OHavg.asp \$1.788	\$1.907	\$1.983	\$2.133
Oklahoma	http://www.fuelgaugereport.com/OKavg.asp \$1.737	\$1.796	\$1.896	\$1.907
Oregon	\$1.978	\$2.087	\$2.118	\$2.239
Pennsylvania	http://www.fuelgaugereport.com/PAavg.asp \$1.892	\$1.995	\$2.083	\$2.228
Rhode Island	http://www.fuelgaugereport.com/RIavg.asp \$1.968	\$2.094	\$2.163	\$2.283
South Carolina	http://www.fuelgaugereport.com/SCavg.asp \$1.804	\$1.918	\$2.010	\$2.030
South Dakota	http://www.fuelgaugereport.com/SDavg.asp \$1.912	\$2.034	\$2.118	\$2.091
Tennessee	http://www.fuelgaugereport.com/TNavg.asp \$1.835	\$1.942	\$2.035	\$2.059
Texas	http://www.fuelgaugereport.com/TXavg.asp \$1.794	\$1.898	\$1.966	\$1.996
Utah	http://www.fuelgaugereport.com/UTavg.asp \$1.955	\$2.062	\$2.152	\$2.236
Virginia	http://www.fuelgaugereport.com/VAavg.asp \$1.801	\$1.889	\$1.962	\$2.064

Vermont	http://www.fuelgaugereport.com/VTavg.asp \$1.965	\$2.11 3	\$2.205	\$2.27 4
Washington	http://www.fuelgaugereport.com/WAavg.asp \$1.992	\$2.06 3	2.166	\$2.26 4
Wisconsin	http://www.fuelgaugereport.com/WIavg.asp \$1.949	\$2.02 4	\$2.117	\$2.15 5
West Virginia	http://www.fuelgaugereport.com/WVavg.asp \$1.922	\$2.01 0	\$2.111	\$2.19 3
Wyoming	http://www.fuelgaugereport.com/WYavg.asp \$1.882	\$1.96 2	\$2.090	\$2.08 2

Conclusion

After reading through this e-book you should have all the advice, tips, and information that you need to start saving money at the gas pumps today.

Start by slowly implementing one or two of the money saving tips and before long you'll start to see a sizeable difference in the amount of money that you spend each week buying gas for your vehicle.

By the end of one year you will have saved yourself from \$100 to \$500 just by following the suggestions in this e-book.

Keep track of all your auto expenses in safe place so that you can have access to any information that you need in a single moment. This will come in

handy if you are trying to determine how much you are spending in fuel costs or when the last time it was that you had your car serviced.

Saving money at the gas pumps is as easy as making a few simple changes in your life and your driving habits.

All this money is yours after reading this e-book!

You don't need to make big changes all at once but if you try to adopt as many of the tips and suggestions listed in this e-book you'll be able to spend your saved money elsewhere next year!